

ABSTRACT

CLINICAL/INSTRUMENTAL STUDY

Evaluation of anti-wrinkle and anti-ageing efficacy of an aesthetic treatment for skin by 42 Collagen BodyWave

Study carried out at **FARCODERM**
in co-operation with
UNIVERSITY OF PAVIA

AIM OF THE STUDY

The aim of this study is to evaluate the *anti-wrinkle* and *anti-ageing* efficacy of a specific aesthetic total body treatment by vertical equipment **42 COLLAGEN BODYWAVE**. In order to reach this goal the following skin parameters were measured:

- Skin moisturizing;
- Skin elasticity;
- Skin profilometry;
- Digital photo;
- Clinical evaluation

METHOD DESCRIPTION

The study is performed as follows:

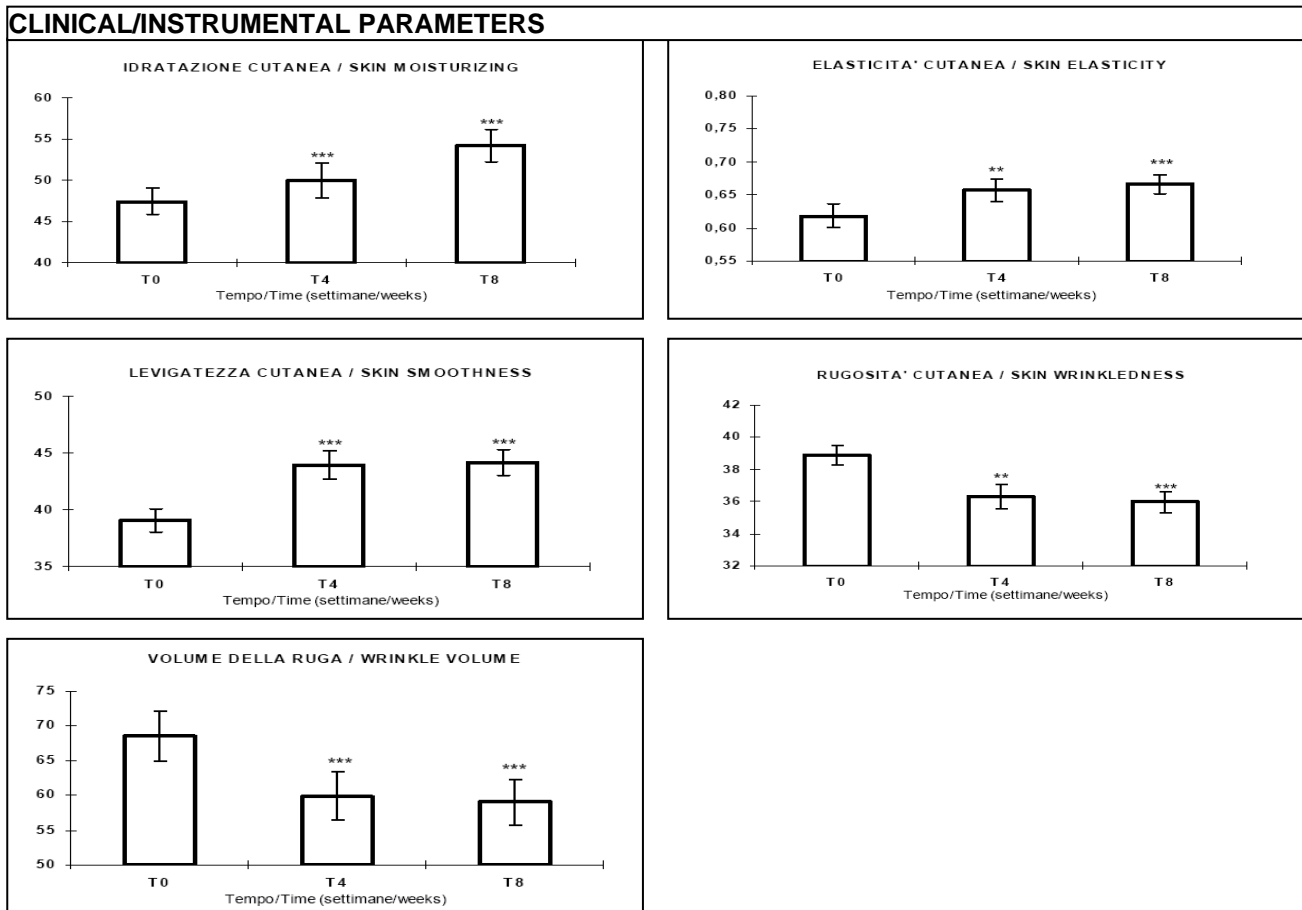
- enrolment of 20 female subjects aged between 40 and 60 years who were divided into two experimental groups:
 - GROUP A - 10 subjects who used 42 COLLAGEN BODYWAVE
 - GROUP B - 10 subjects who used 42 COLLAGEN BODYWAVE in association with daily application of VITA SKIN BOOSTER ELIXIR e VITA SKIN BOOSTER CREAM;
- Evaluation of the treatment efficacy using the vertical equipment 42 COLLAGEN BODYWAVE by red light ($\lambda = 633\text{nm}$). The treatment **includes 3 sessions of 15'** each during 8 weeks;
- Evaluation of the clinical/instrumental parameters after **4 and 8 weeks of treatment**. The monitored area is: face skin.

RESULT OF CLINICAL/INSTRUMENTAL PARAMETERS

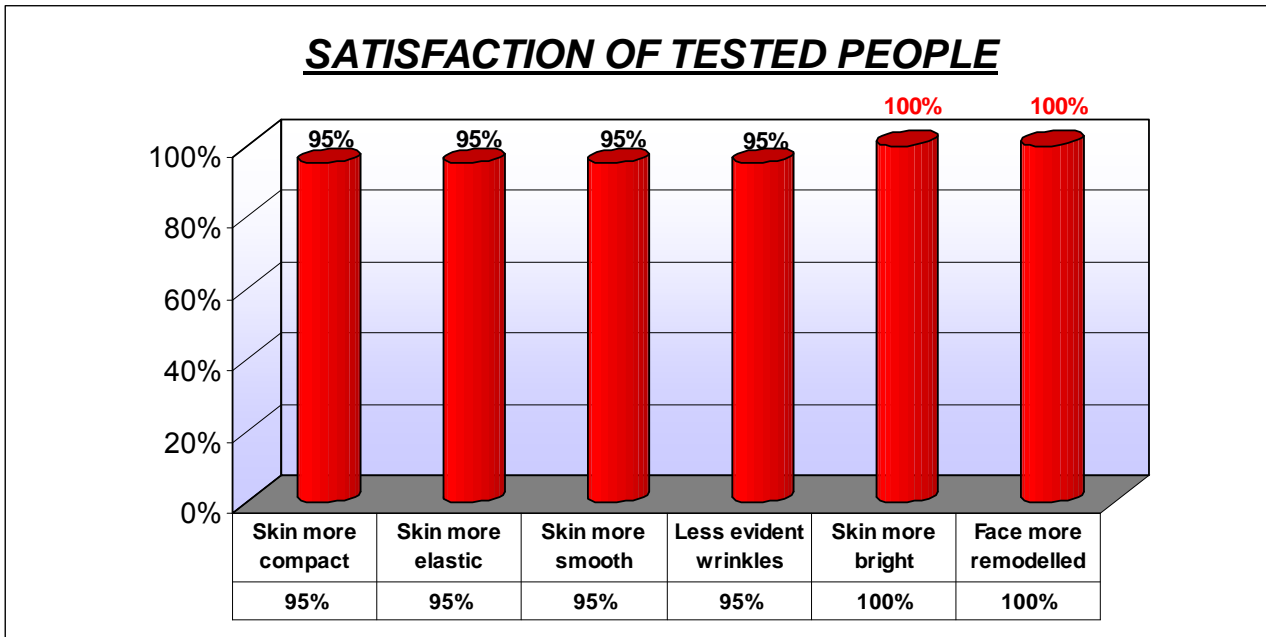
All of clinical/instrumental parameters evaluated, **skin moisturizing, skin elasticity, skin smoothness, skin wrinkleless and skin volume**, have underline a **very good improvement** after the full treatment by 42 COLLAGEN BODYWAVE in association with the cosmetics products VITA SKIN BOOSTER ELIXIR e VITA SKIN BOOSTER CREAM

PARAMETRI STRUMENTALI / INSTRUMENTAL PARAMETERS	T4	T8
idratazionea cutanea % vs T0 skin moisturizing % vs T0	19,3%	24,7%
elasticità cutanea % vs T0 skin elasticity % vs T0	8,2%	10,3%
levigatezza cutanea % vs T0 skin smoothness % vs T0	11,7%	15,1%
rugosità cutanea % vs T0 skin wrinkleness % vs T0	-6,4%	-7,0%
volume della ruga % vs T0 wrinkle volume % vs T0	-19,7%	-20,2%

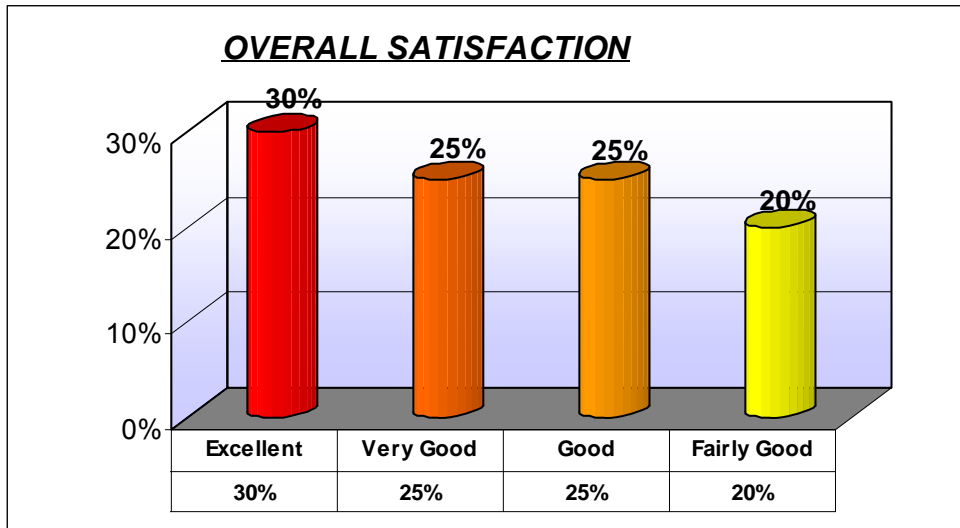
The charts above, illustrate the variation of clinical/instrumental parameters in 3 different time, before the treatment (T0), after 4 weeks (T4) and at the end (T8). Respect the start condition all the parameters show a **positive variation highly significant** express by 3 stars, that are the maximum possible result.



SUBJECTS EVALUATION RESULT



All people tested expressed a extremely positive opinion regarding the **improvement of skin compactness, skin elasticity, skin smoothness** and regarding the **reduction of skin wrinkle. 100% of the subject indicated that their skin is brighter and their face reshaped and younger.**




The final satisfaction of the all subject at the end of the treatments express in terms of judgement a very good value:

- **30% EXCELLENT**
- **25% VERY GOOD**
- **25% GOOD**
- **20 % FAIRLY GOOD**

VISIBLE RESULT

The Visioscan images report skin surface before and after the treatments 42 COLLAGEN BODYWAVE in association with VITA SKIN BOOSTER ELIXIR e VITA SKIN BOOSTER CREAM.

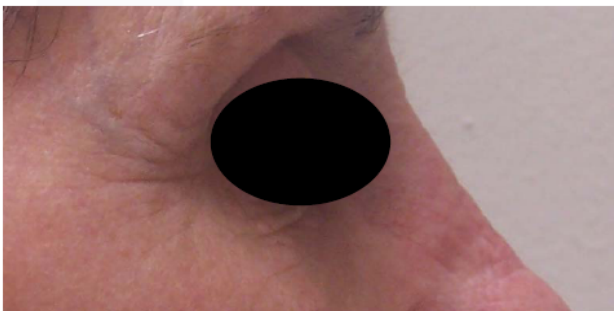
As you can note the skin appears more lifted and the wrinkles attenuated.



The images show the results of 8 weeks 42 COLLAGEN BODYWAVE treatment in association with daily application of VITA SKIN BOOSTER ELIXIR e VITA SKIN BOOSTER CREAM treatment.

As you can notice there is both a positive effect in the reduction of wrinkles visibility and an aesthetic improvement of the skin face that appears more smoothed, compact and brighter.

T0 (Before the treatment)



T8 (After 8 weeks of treatment)



T0 (Before the treatment)



T8 (After 8 weeks of treatment)



CONCLUSION

The instrumental and clinical data show the efficacy of both treatments (group A: 42 COLLAGEN BODYWAVE and group B: 42 COLLAGEN BODYWAVE in association with VITA SKIN BOOSTER ELIXIR E VITA SKIN BOOSTER CREAM) in the improvement of the **skin trophism as showed by the improvement in skin moisturization and elasticity**.

The **skin appears more compact** and the wrinkles are attenuated.

The efficacy of the treatment in the skin wrinkledness is confirmed by the subjects participating in the study (GROUP A and GROUP B) that have judged it good.

The skin appearance is improved after the treatment: skin appears **more compact and brighter**.

Further observations:

- No anti-aging equipment in the market is based on a scientific study so complete and depth, carried on by a well-known institution like FARCODERM, in co-operation with Pavia University.
- No anti-aging equipment in the market has proven so clear results, positive and consistent in terms of:
 - instrumental analysis
 - perception of the participants in the study
 - the proceedings of the dermatologist who has seen the participants in the study
 - photographic vision
- All the people have found the treatment very pleasant and commitment to conduct all meetings required by the study is considered appropriate having regard to the results obtained and the degree of satisfaction achieved by the end of treatment.
- All the subjects appreciated the technological innovation that characterizes 42 COLLAGEN BODYWAVE.
- The study highlights the non-invasive treatment and the absence of side effects during or after treatment. All 20 people have completed treatment.
- The only equipment in the industry to carry on a Treatment which is at the same time Total Body, Anti-aging and slimming at once and automatically, without any operator. It works effectively on wrinkles, face, décolleté, hands, feet and stretch marks.

COMPARISON

satisfaction and effectiveness of anti-aging treatment between 42 COLLAGEN BODYWAVE (Pure Body Skin System) and other Photo-rejuvenation machine (LED) on the market

Reported data from:

Clinical/instrumental study with 42 Collagen BodyWave made by Farcoderm in collaboration with UNIVERSITY OF PAVIA. Study carry out with 20 people, evaluation of the clinical/instrumental parameters after 4 and 8 weeks of treatment.

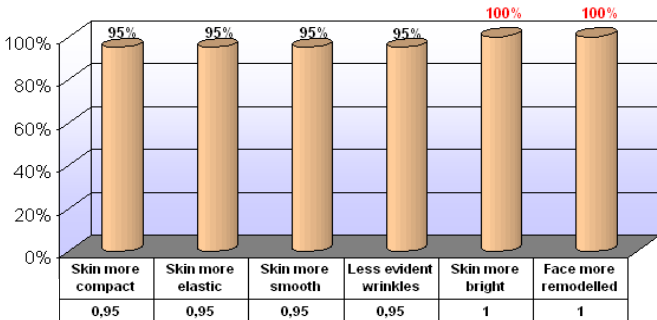
Reported data from:

Study carry out with LED machine for Photo-rejuvenation in the market. Study with 22 people, evaluation of the clinical/instrumental parameters after 8 and 12 weeks of treatment. (Lasers in Medical Science (2005) 20: 6-10)

Percentage of satisfaction according different parameters expressed by participants of the test

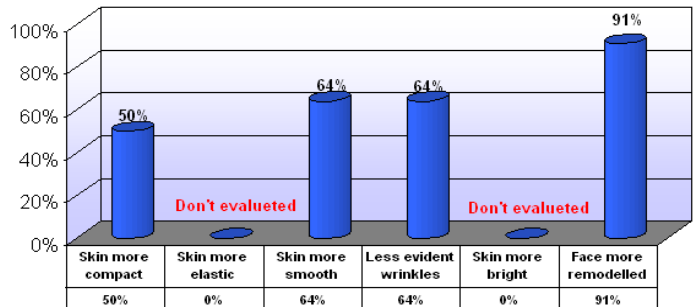
42 COLLAGEN BODYWAVE

SATISFACTION OF TESTED PEOPLE



Other Photo-rejuvenation machine (LED) in the market

SATISFACTION OF TESTED PEOPLE



42 COLLAGEN BODYWAVE

Skin more compact	95,00%
Skin more elastic	95,00%
Skin more smooth	95,00%
Less evident wrinkles	95,00%
Skin more bright	100,00%
Face more remodelled	100,00%

Other Photo-rejuvenation machine (LED) in the market

Skin more compact	50,00%
Skin more elastic	Don't evaluated
Skin more smooth	64,00%
Less evident wrinkles	64,00%
Skin more bright	Don't evaluated
Face more remodelled	91,00%

Please notice that that all 20 subjects who followed the test by 42 Collagen Bodywave **have expressed a very positive opinion on all parameters of the skin**, showing clearly that there is **a complete improvement of appearance of the skin**.

The other equipment of photo-rejuvenation (LED) on the contrary have **not received an absolute positive assessment** to the test, in fact some of them were not having any visible improvement of skin parameters (firmness and smoothness) and in the reduction of wrinkles.

Instrumental evaluation of elasticity and skin hydration

42 COLLAGEN BODYWAVE

Other Photo-rejuvenation machine (LED) in the market

HIDRATION

HIDRATION

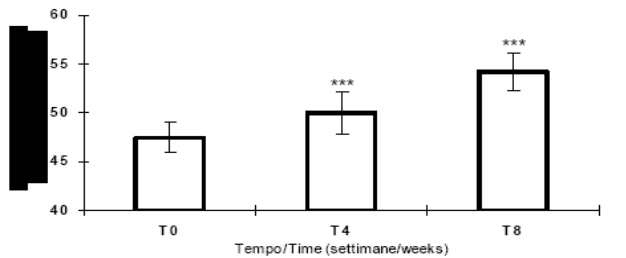
SOMMARIO DEI DATI / DATA SUMMARY

Long term test

Dopo 4 settimane / After 4 weeks of treatment 19,3%
 Dopo 8 settimane / After 8 weeks of treatment 24,7%

GRAFICO / GRAPH

IDRATAZIONE CUTANEA / SKIN MOISTURIZING



* p<0,05 vs basal value ** p<0,01 vs basal value *** p<0,001 vs basal value

ANALISI STATISTICA GRUPPO B / STATISTICAL ANALYSIS GROUP B

	p		
T0 vs T4	<u>0,000</u>	***	significativo/ significant
T0 vs T8	<u>0,000</u>	***	significativo/ significant
T4 vs T8	<u>0,007</u>	**	significativo/ significant

Statistical analysis demonstrated that the **P** values for **elasticity and skin hydration were not statistically significant**.

ELASTICITY

ELASTICITY

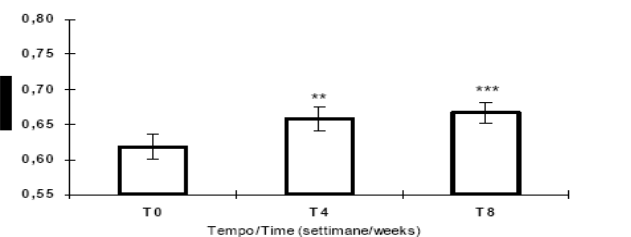
SOMMARIO DEI DATI / DATA SUMMARY

Long term test

Dopo 4 settimane / After 4 weeks of treatment 8,2%
 Dopo 8 settimane / After 8 weeks of treatment 10,3%

GRAFICO / GRAPH

ELASTICITA' CUTANEA / SKIN ELASTICITY



* p<0,05 vs basal value ** p<0,01 vs basal value *** p<0,001 vs basal value

ANALISI STATISTICA GRUPPO B / STATISTICAL ANALYSIS GROUP B

	p		
T0 vs T4	<u>0,010</u>	**	significativo/ significant
T0 vs T8	<u>0,001</u>	***	significativo/ significant

Statistical analysis demonstrated that the **P** values for **elasticity and skin hydration were not statistically significant**.

Statistical analysis clearly shows **excellent results** obtained with the instrumental analysis of **HYDRATION** and **ELASTICITY** after the treatment with 42 Collagen BodyWave. The results are **highly significant**, underlined by 3 asterisks.

Instead, other devices (LEDs) on the contrary have **not obtained significant results in term of hidration and elasticity**.